



www.spacresearch.com

US SPAC MONITOR

Aug 29, 2022

This Presentation (the “Presentation”) is provided on a strictly informational basis only. By reviewing or reading this Presentation, you will be deemed to have agreed to the obligations and restrictions set out below. Without the express prior written consent of SPAC Research LLC, the Presentation and any information contained within it may not be (i) reproduced (in whole or in part), (ii) copied at any time, (iii) used for making investment decisions. This Presentation does not constitute or form part of, and should not be construed as, an offer, invitation or inducement to purchase or subscribe for securities nor shall it or any part of it form the basis of, or be relied on in connection with, any contract or commitment whatsoever. This Presentation does not constitute either advice or a recommendation regarding any securities. This Presentation shall not constitute an offer to sell or the solicitation of an offer to buy nor shall there be any sale of these securities in any state in which such offer, solicitation or sale would be unlawful prior to registration or qualification under the securities laws of any such state.

No representations or warranties, express or implied are given in, or in respect of, this Presentation. To the fullest extent permitted by law in no circumstances will SPAC Research, or any of its respective subsidiaries, shareholders, affiliates, representatives, partners, directors, officers, employees, advisers or agents be responsible or liable for any direct, indirect or consequential loss or loss of profit arising from the use of this Presentation, its contents (including economic models or any other materials from SPAC Research), its omissions, reliance on the information contained within it, or on opinions communicated in relation thereto or otherwise arising in connection therewith. The information contained in this Presentation has not been independently verified. Recipients of this Presentation are not to construe its contents, or any prior or subsequent communications from or with SPAC Research or its representatives as investment, legal or tax advice. In addition, this Presentation does not purport to be all-inclusive or to contain all the information related to the subject matter. Recipients of this Presentation should each make their own evaluation of the subject matter and of the relevance and adequacy of the information and should make such other investigations as they deem necessary.

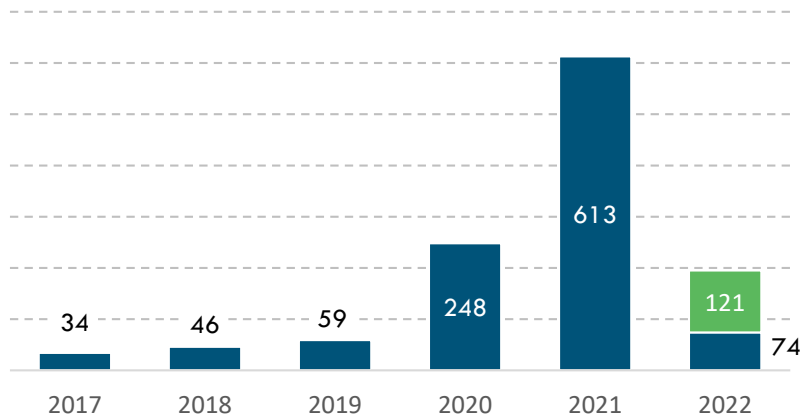
This Presentation contains illustrative returns, projections, estimates and beliefs and similar information (“Forward Looking Information”). Forward Looking Information is subject to inherent uncertainties and qualifications and is based on numerous assumptions, in each case whether or not identified in the Presentation. Forward Looking Information is provided for illustrative purposes only and is not intended to serve as and must not be relied on by any investor as, a guarantee, an assurance, a prediction or a definitive statement of fact or probability. Nothing in this Presentation should be construed as a profit forecast. Actual events and circumstances are difficult or impossible to predict and will differ from assumptions. Some important factors that could cause actual results to differ materially from those in any Forward-Looking Information could include changes in domestic and foreign business, market, Financials, political, and legal conditions. There can be no assurance that any Forward-Looking Information will be realized, and the performance may be materially and adversely different from the Forward-Looking Information. The Forward-Looking Information speaks only as of the date of this Presentation. SPAC Research expressly disclaims any obligation or undertaking to release any updates or revisions to any Forward Looking Information to reflect any change in SPAC Research’s expectations with regard thereto or any changes in events, conditions or circumstances on which any Forward Looking Information is based. Accordingly, undue reliance should not be placed upon the Forward-Looking Information.

The communication of this Presentation is restricted by law; it is not intended for distribution to, or use by any person in, any jurisdiction where such distribution or use would be contrary to local law or regulation. This Agreement supersedes and replaces all previous oral or written agreements, memoranda, correspondence, or other communications between the parties hereto relating to the subject matter hereof.

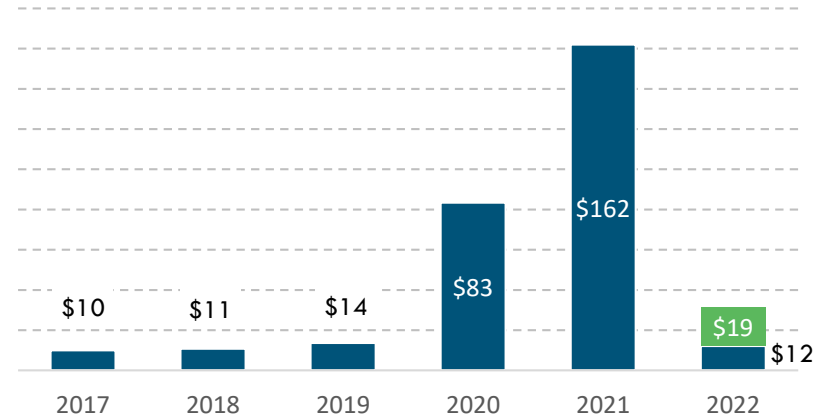
SPAC IPO & DEAL ACTIVITY

■ IPO Priced/Deals Closed ■ Filed but pending

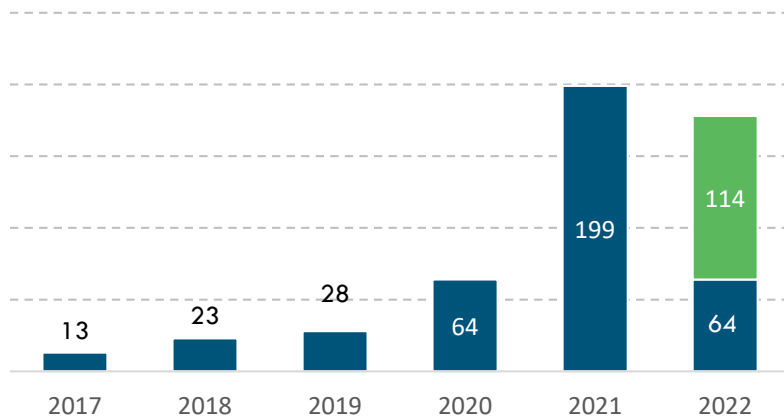
Number of SPAC IPOs



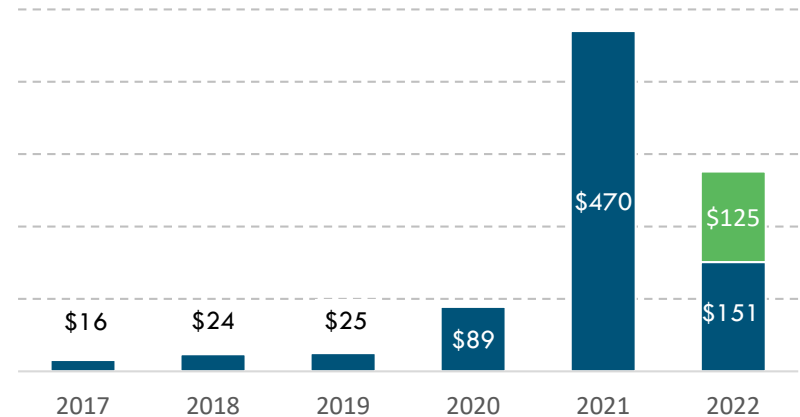
Value of SPAC IPOs, \$billion



Number of SPAC Deals



Value of SPAC Deals, \$billion



CURRENT SPAC PIPELINE

| Current SPAC Pipeline | Number | Value, \$billion | |
|-----------------------|--------|------------------|-------|
| S-1 Filings | 121 | 19.4 | |
| Total Active SPACs | 687 | 171.4 | |
| - Searching for Deals | 573 | 151.7 | |
| - Live Deals | 114 | IPO: | 19.7 |
| | | EV: | 125.0 |
| Closed Deals | 64 | 151.3 | |
| Liquidated SPACs | 14 | 7.7 | |

WEEKLY SPAC ACTIVITY

| SPAC Activity Last Week | Number | Value, \$million | |
|-------------------------|--------|------------------|-------|
| S-1 Filings | 1 | 150 | |
| IPOs | 0 | 0 | |
| New Deals Announced | 3 | IPO: | 684 |
| | | EV: | 1,202 |
| Deals Closed | 0 | IPO: | 0 |
| | | EV: | 0 |
| Liquidated SPACs | 0 | 0 | |

SPAC IPOs: LAST WEEK

| SPAC | Ticker | IPO Size, \$M | IPO Unit | Focus | Sponsor(s) | IPO Date | Fri Price, \$ |
|------|--------|------------------|----------|-------|------------|-------------|---------------|
| N/A | | | | | | | |

SPAC S-1 FILINGS: LAST WEEK

| SPAC | Ticker | Filed IPO Size, \$M | IPO Unit | Focus | Sponsor(s) | Filing Date |
|---|--------|---------------------|----------|--------------------|------------------------|-------------|
| Translational Development Acquisition Corp. | TDACU | 150 | S+W/2 | Healthcare, Global | Stone Capital Partners | 26-Aug |

LIVE DEALS (I)

| SPAC | Ticker | Target | Focus | EV, \$M | EV/IPO | Deals Announced | Fri Price, \$ |
|---------------------------------------|--------|-----------------------|--------------------|---------|--------|-----------------|---------------|
| Fat Projects Acquisition Corp | FATP | Avanseus Holdings | Technology, Global | 135 | 1.2x | 26-Aug | 9.95 |
| GSR II Meteora Acquisition Corp | GSRM | Bitcoin Depot | Financial, US | 755 | 2.4x | 25-Aug | 9.94 |
| Genesis Growth Tech Acquisition Corp. | GGAA | Biolog-id | Healthcare, Global | 312 | 1.2x | 23-Aug | 10.08 |
| LIV Capital Acquisition Corp. II | LIVB | Covalto | General, LatAm | 547 | 4.7x | 18-Aug | 10.04 |
| CENAQ Energy Corp. | CENQ | Bluescape Clean Fuels | Energy, US | 280 | 1.6x | 12-Aug | 10.11 |
| OceanTech Acquisitions I Corp. | OTEC | Captura Biopharma | Consumer, Global | 224 | 2.2x | 10-Aug | 10.14 |
| Liberty Resources Acquisition Corp. | LIBY | Caspi Oil Gas | Energy, Asia | 428 | 3.7x | 10-Aug | 10.01 |
| Tailwind Acquisition Corp. | TWND | NUBURU | Industrial, US | 350 | 1.1x | 8-Aug | 10.01 |
| Jack Creek Investment Corp. | JCIC | Bridger Aerospace | Consumer, US | 869 | 2.5x | 4-Aug | 9.88 |
| InFinT Acquisition Corporation | IFIN | Seamless Group | Financial, Global | 400 | 2.0x | 4-Aug | 10.10 |

LIVE DEALS (II)

| SPAC | Ticker | Target | Focus | EV, \$M | EV/IPO | Deals Announced | Fri Price, \$ |
|--|--------|---------------------|--------------------|---------|--------|-----------------|---------------|
| Colonnade Acquisition Corp. II | CLAA | Plastiq | Financial, US | 480 | 1.5x | 4-Aug | 9.86 |
| Globalink Investment Inc. | GLLI | Tomorrow Crypto | Financial, US | 310 | 2.7x | 3-Aug | 10.00 |
| Galata Acquisition Corp. | GLTA | Marti Technologies | Automotive, Europe | 531 | 3.6x | 1-Aug | 9.94 |
| Social Leverage Acquisition Corp I | SLAC | W3BCLOUD | Technology, Global | 1,250 | 3.6x | 1-Aug | 9.84 |
| Energem Corp. | ENCP | Graphjet Technology | Materials, Asia | 1,490 | 12.8x | 1-Aug | 10.10 |
| Athena Consumer Acquisition Corp. | ACAAQ | Next.e.GO | Automotive, Europe | 913 | 3.9x | 28-Jul | 10.07 |
| Lionheart III Corp | LION | Security Matters | Technology, Asia | 244 | 1.9x | 26-Jul | 10.03 |
| Frazier Lifesciences Acquisition Corporation | FLAC | NewAmsterdam Pharma | Healthcare, Europe | 326 | 2.4x | 25-Jul | 9.94 |
| DHC Acquisition Corp. | DHCA | GloriFi | Financial, US | 1,700 | 5.5x | 25-Jul | 9.88 |
| DUET Acquisition Corp. | DUET | AnyTech365 | Technology, Global | 200 | 2.3x | 25-Jul | 9.97 |

LIVE DEALS (III)

| SPAC | Ticker | Target | Focus | EV, \$M | EV/IPO | Deals Announced | Fri Price, \$ |
|--|--------|-------------------------------|-------------------------------|---------|--------|-----------------|---------------|
| Larkspur Health Acquisition Corp. | LSPR | ZyVersa Therapeutics | Healthcare, US | 108 | 1.4x | 21-Jul | 9.99 |
| Deep Medicine Acquisition Corp. | DMAQ | Chijet Motor Company | Automotive, Asia | 2,250 | 20.0x | 13-Jul | 10.03 |
| FAST Acquisition Corp. II | FZT | Falcon's Beyond | Media & Entertainment, Global | 1,010 | 4.5x | 12-Jul | 9.81 |
| Kingswood Global Holdings Inc. | KWAC | Wentworth Management Services | Financial, US | 208 | 1.8x | 7-Jul | 10.35 |
| HPX Corp. | HPX | Ambipar | Industrial, Global | 581 | 2.3x | 6-Jul | 9.90 |
| Health Sciences Acquisitions Corporation 2 | HSAQ | Orchestra Biomed | Healthcare, US | 158 | 1.0x | 5-Jul | 9.86 |
| American Acquisition Opportunity Inc. | AMAO | Royalty Management Co. | Materials, US | 111 | 1.1x | 28-Jun | 10.10 |
| Adara Acquisition Corp. | ADRA | Alliance Entertainment | Media & Entertainment, US | 480 | 4.2x | 23-Jun | 9.94 |
| Goldenstone Acquisition Ltd. | GDST | Roxe Holding | Financial, Global | 3,600 | 61.7x | 21-Jun | 9.94 |
| JATT Acquisition Corp | JATT | Zura Bio | Healthcare, Global | 215 | 1.5x | 17-Jun | 10.02 |

LIVE DEALS (IV)

| SPAC | Ticker | Target | Focus | EV, \$M | EV/IPO | Deals Announced | Fri Price, \$ |
|---------------------------------------|--------|--------------------------------------|--------------------|---------|--------|-----------------|---------------|
| Digital Health Acquisition Corp. | DHAC | Vsee Lab & iDoc Telehealth Solutions | Healthcare, US | 110 | 0.9x | 16-Jun | 10.09 |
| LightJump Acquisition Corporation | LJAQ | Moolec Science | Food, Global | 386 | 2.8x | 15-Jun | 10.04 |
| Future Health ESG Corp. | FHLT | Excelera | Healthcare, US | 460 | 2.3x | 14-Jun | 9.95 |
| Moringa Acquisition Corp | MACA | Holisto | Technology, Global | 405 | 3.5x | 13-Jun | 9.88 |
| Americas Technology Acquisition Corp. | ATA | Rally Communitas | Technology, US | 208 | 1.8x | 1-Jun | 10.37 |
| Mana Capital Acquisition Corp. | MAAQ | Cardio Diagnostics | Healthcare, US | 104 | 1.6x | 31-May | 10.01 |
| Gesher I Acquisition Corp. | GIAC | Freightos | Industrial, Global | 435 | 3.8x | 31-May | 9.94 |
| COVA Acquisition Corp. | COVA | ECARX | Technology, Global | 3,522 | 11.7x | 26-May | 9.88 |
| Goldenbridge Acquisition Limited | GBRG | SunCar | Automotive, Asia | 858 | 15.0x | 26-May | 10.20 |
| Legato Merger Corp. II | LGTO | Southland Holdings | Industrial, US | 810 | 2.9x | 25-May | 10.00 |

LIVE DEALS (V)

| SPAC | Ticker | Target | Focus | EV, \$M | EV/IPO | Deals Announced | Fri Price, \$ |
|--|--------|-------------------------------------|---------------------------|---------|--------|-----------------|---------------|
| Kludeln I Acquisition Corp. | INKA | Near | Technology, Global | 753 | 4.4x | 19-May | 10.03 |
| Alpine Acquisition Corporation | REVE | Two Bit Circus & Atrium Hospitality | Media & Entertainment, US | 153 | 1.4x | 19-May | 10.22 |
| Tuscan Holdings Corp. II | THCA | Surf Air | Travel & Hospitality, US | 1,420 | 8.2x | 18-May | 10.38 |
| EdtechX Holdings Acquisition Corp. II | EDTX | zSpace Technologies | Consumer, US | 195 | 1.7x | 17-May | 10.20 |
| PropTech Investment Corporation II | PTIC | RW National Holdings | Real Estate, US | 416 | 1.8x | 17-May | 9.91 |
| Executive Network Partnering Corporation | ENPC | Granite Ridge Resources | Energy, US | 1,320 | 3.2x | 16-May | 9.97 |
| Chardan NexTech Acquisition 2 Corp. | CNTQ | Dragonfly Energy | Automotive, US | 500 | 3.9x | 16-May | 10.29 |
| Kensington Capital Acquisition Corp. IV | KCA.U | Amprius Technologies | Automotive, US | 939 | 4.1x | 12-May | 9.74 |
| InterPrivate II Acquisition Corp. | IPVA | Getaround | Automotive, Global | 900 | 3.5x | 11-May | 9.84 |
| Lakeshore Acquisition I Corp. | LAAA | ProSomnus | Healthcare, US | 199 | 3.6x | 10-May | 10.04 |

LIVE DEALS (VI)

| SPAC | Ticker | Target | Focus | EV, \$M | EV/IPO | Deals Announced | Fri Price, \$ |
|-------------------------------------|--------|----------------------|--------------------|---------|--------|-----------------|---------------|
| Tiga Acquisition Corp. | TINV | Grindr | Technology, Global | 2,088 | 7.5x | 9-May | 10.34 |
| Mountain Crest Acquisition Corp. IV | MCAF | CH-AUTO | Automotive, Asia | 1,660 | 28.6x | 2-May | 9.99 |
| Ignyte Acquisition Corp. | IGNY | Peak Bio | Healthcare, US | 205 | 3.6x | 28-Apr | 9.94 |
| Arogo Capital Acquisition Corp. | AOGO | EON Reality | Technology, Global | 655 | 6.2x | 26-Apr | 9.97 |
| Data Knights Acquisition Corp. | DKDCA | OneMedNet | Healthcare, US | 317 | 2.7x | 25-Apr | 10.34 |
| XPAC Acquisition Corp. | XPAX | SuperBac | Healthcare, LatAm | 380 | 1.7x | 25-Apr | 9.78 |
| LMF Acquisition Opportunities, Inc. | LMAO | SeaStar Medical | Healthcare, US | 85 | 0.8x | 22-Apr | 10.22 |
| Bull Horn Holdings Corp. | BHSE | Coeptis Therapeutics | Healthcare, US | 175 | 2.3x | 19-Apr | 10.18 |
| East Stone Acquisition Corporation | ESSC | ICONIQ | Financial, Asia | 2,500 | 18.1x | 16-Apr | 10.29 |
| 8i Acquisition 2 Corp. | LAX | EUDA Health | Healthcare, Asia | 583 | 6.8x | 12-Apr | 9.95 |

LIVE DEALS (VII)

| SPAC | Ticker | Target | Focus | EV, \$M | EV/IPO | Deals Announced | Fri Price, \$ |
|---|--------|--------------------|-------------------------------|---------|--------|-----------------|---------------|
| Pacifico Acquisition Corp. | PAFO | Caravelle | Industrial, Global | 527 | 9.1x | 6-Apr | 10.08 |
| Riverview Acquisition Corp. | RVAC | Westrock Coffee | Food, Global | 1,085 | 4.3x | 4-Apr | 11.15 |
| Iron Spark I Inc. | ISAA | Hypebeast | Consumer, Global | 353 | 2.0x | 4-Apr | 9.88 |
| Artemis Strategic Investment Corporation | ARTE | Novibet | Media & Entertainment, Global | 696 | 3.4x | 30-Mar | 9.95 |
| Mount Rainier Acquisition Corp. | RNER | HUB Cyber Security | Technology, Global | 1,277 | 7.3x | 23-Mar | 10.05 |
| Avista Public Acquisition Corp. II | AHPA | OmniAb | Healthcare, US | 884 | 3.8x | 23-Mar | 10.16 |
| Primavera Capital Acquisition Corporation | PV | Lanvin Group | Consumer, Global | 1,500 | 3.6x | 22-Mar | 9.90 |
| Thunder Bridge Capital Partners IV Inc. | THCP | Coincheck | Financial, Asia | 1,013 | 4.3x | 22-Mar | 9.76 |
| Vickers Vantage Corp. I | VCKA | Scilex | Healthcare, US | 1,640 | 11.9x | 18-Mar | 10.34 |
| Metals Acquisition Corp | MTAL | CSA Copper Mine | Materials, Global | 1,150 | 4.3x | 17-Mar | 9.82 |

LIVE DEALS (VIII)

| SPAC | Ticker | Target | Focus | EV, \$M | EV/IPO | Deals Announced | Fri Price, \$ |
|--------------------------------------|--------|---------------------------|--------------------|---------|--------|-----------------|---------------|
| Endurance Acquisition Corp. | EDNC | SatixFy Communications | Technology, Global | 632 | 3.1x | 8-Mar | 9.92 |
| AMCI Acquisition Corp. II | AMCI | LanzaTech | Industrial, Global | 1,815 | 10.5x | 8-Mar | 9.86 |
| Provident Acquisition Corp. | PAQC | Perfect | Consumer, Global | 1,019 | 4.4x | 3-Mar | 9.93 |
| Delwinds Insurance Acquisition Corp. | DWIN | Foxo Technologies | Technology, US | 369 | 1.8x | 24-Feb | 10.09 |
| Brilliant Acquisition Corporation | BRLI | Nukkleus | Financial, US | 140 | 3.0x | 23-Feb | 10.53 |
| SPK Acquisition Corp. | SPK | Varian Biopharmaceuticals | Healthcare, US | 116 | 2.3x | 14-Feb | 10.08 |
| Northern Lights Acquisition Corp. | NLIT | Safe Harbor Financial | Financial, US | 227 | 1.9x | 14-Feb | 10.29 |
| Software Acquisition Group Inc. III | SWAG | Nogin | Technology, Global | 646 | 2.8x | 14-Feb | 9.10 |
| Angel Pond Holdings Corp | POND | MariaDB Corporation Ab | Technology, Global | 672 | 2.5x | 1-Feb | 9.83 |
| Mountain Crest Acquisition Corp. III | MCAE | ETAO International Group | Healthcare, Asia | 1,000 | 18.5x | 28-Jan | 9.91 |

LIVE DEALS (IX)

| SPAC | Ticker | Target | Focus | EV, \$M | EV/IPO | Deals Announced | Fri Price, \$ |
|-----------------------------------|--------|----------------------|-------------------------------|---------|--------|-----------------|---------------|
| Arisz Acquisition Corp. | ARIZ | BitFuFu | Financial, Asia | 1,511 | 21.9x | 25-Jan | 9.88 |
| Cohn Robbins Holdings Corp. | CRHC | Allwyn Entertainment | Media & Entertainment, Global | 9,312 | 11.3x | 21-Jan | 10.02 |
| Viveon Health Acquisition Corp. | VHAQ | Suneva Medical | Healthcare, US | 300 | 1.5x | 12-Jan | 10.33 |
| Ackrell SPAC Partners I Co | ACKIT | Blackstone Products | Consumer, US | 900 | 6.5x | 23-Dec-2021 | 10.37 |
| Armada Acquisition Corp. I | AACI | Rezolve | Technology, Global | 1,851 | 12.3x | 17-Dec-2021 | 9.90 |
| CleanTech Acquisition Corp. | CLAQ | Nauticus Robotics | Technology, Global | 377 | 3.8x | 17-Dec-2021 | 10.25 |
| Gores Holdings VIII Inc. | GLIX | Footprint | Consumer, Global | 1,600 | 4.6x | 14-Dec-2021 | 9.93 |
| AEA-Bridges Impact Corp. | IMPX | LiveWire | Automotive, Global | 1,765 | 4.4x | 13-Dec-2021 | 9.99 |
| Aries I Acquisition Corporation | RAM | InfiniteWorld | Technology, Global | 554 | 3.8x | 13-Dec-2021 | 10.58 |
| Global Consumer Acquisition Corp. | GACQ | GP Global & Luminex | Consumer, Global | 507 | 2.8x | 13-Dec-2021 | 10.14 |

LIVE DEALS (X)

| SPAC | Ticker | Target | Focus | EV, \$M | EV/IPO | Deals Announced | Fri Price, \$ |
|-------------------------------------|--------|--------------------------------|-------------------------------|---------|--------|-----------------|---------------|
| North Mountain Merger Corp. | NMMC | Corcentric | Financial, Global | 1,200 | 9.1x | 10-Dec-2021 | 9.97 |
| BOA Acquisition Corp. | BOAS | Selina | Travel & Hospitality, Global | 942 | 4.1x | 2-Dec-2021 | 9.84 |
| CF Acquisition Corp. VI | CFVI | Rumble | Media & Entertainment, Global | 2,231 | 7.4x | 1-Dec-2021 | 10.08 |
| Adit EdTech Acquisition Corp. | ADEX | Grid | Financial, US | 3,300 | 12.0x | 30-Nov-2021 | 9.86 |
| Benessere Capital Acquisition Corp. | BENE | eCombustible Energy | Energy, US | 867 | 7.0x | 24-Nov-2021 | 10.37 |
| Blue Safari Group Acquisition Corp | BSGA | Bitdeer | Financial, Global | 4,000 | 68.9x | 18-Nov-2021 | 10.21 |
| Crown PropTech Acquisitions | CPTK | Brivo | Real Estate, Global | 808 | 2.9x | 10-Nov-2021 | 9.88 |
| Ventoux CCM Acquisition Corp. | VTAQ | Presto | Travel & Hospitality, US | 817 | 4.7x | 10-Nov-2021 | 10.23 |
| Quantum FinTech Acquisition Corp | QFTA | TradeStation | Financial, US | 1,428 | 7.1x | 4-Nov-2021 | 9.87 |
| AGBA Acquisition Ltd. | AGBA | OnePlatform & TAG Asia Capital | Financial, Asia | 555 | 12.1x | 4-Nov-2021 | 11.40 |

LIVE DEALS (XI)

| SPAC | Ticker | Target | Focus | EV, \$M | EV/IPO | Deals Announced | Fri Price, \$ |
|--|--------|--|-------------------------------|---------|--------|-----------------|---------------|
| Digital World Acquisition Corp. | DWAC | Trump Media and Technology Group | Media & Entertainment, Global | 875 | 3.0x | 21-Oct-2021 | 27.52 |
| 26 Capital Acquisition Corp. | ADER | UE Resorts International | Travel & Hospitality, Asia | 2,600 | 9.5x | 15-Oct-2021 | 9.87 |
| Ace Convergence Acquisition Corp. | ACEV | Tempo Automation | Industrial, US | 936 | 4.1x | 14-Oct-2021 | 10.17 |
| Dune Acquisition Corporation | DUNE | TradeZero | Financial, Global | 556 | 3.2x | 12-Oct-2021 | 9.80 |
| G Squared Ascend I Inc. | GSQD | Transfix | Consumer, US | 1,054 | 3.1x | 21-Sep-2021 | 9.89 |
| Cartesian Growth Corporation | GLBL | Tiedemann Group & Alvarium Investments | Financial, Global | 1,087 | 3.2x | 20-Sep-2021 | 9.91 |
| Golden Path Acquisition Corporation | GPCO | MC Hologram Inc. | Technology, Asia | 450 | 7.8x | 10-Sep-2021 | 10.20 |
| InterPrivate III Financial Partners Inc. | IPVF | Aspiration | Financial, Global | 1,943 | 7.5x | 18-Aug-2021 | 9.85 |
| Silver Crest Acquisition Corp. | SLCR | Tim Hortons China | Consumer, Asia | 1,790 | 5.2x | 16-Aug-2021 | 9.99 |
| Model Performance Acquisition Corp. | MPAC | MultiMetaVerse | Media & Entertainment, Asia | 300 | 5.2x | 9-Aug-2021 | 10.30 |

LIVE DEALS (XII)

| SPAC | Ticker | Target | Focus | EV, \$M | EV/IPO | Deals Announced | Fri Price, \$ |
|----------------------------------|--------|----------------|-------------------|---------|--------|-----------------|---------------|
| Far Peak Acquisition Corporation | FPAC | Bullish | Financial, US | 2,500 | 4.2x | 9-Jul-2021 | 9.86 |
| Concord Acquisition Corp | CND | Circle | Financial, Global | 9,000 | 31.6x | 8-Jul-2021 | 10.05 |
| Venus Acquisition Corp | VENA | VIYI Algorithm | Technology, Asia | 400 | 8.7x | 10-Jun-2021 | 10.36 |
| Aurora Acquisition Corp. | AURC | Better | Financial, US | 6,732 | 27.7x | 11-May-2021 | 9.87 |

2022 CLOSED DEALS (I)

| SPAC | New Ticker | Target | Focus | EV, \$M | EV/IPO | Deals Closed | Fri Price, \$ |
|--|------------|----------------------|-------------------------------|---------|--------|--------------|---------------|
| Social Capital Suvretta Holdings Corp. I | AKLI | Akili Interactive | Healthcare, US | 906 | 3.6x | 19-Aug | 4.17 |
| Founder SPAC | RBT | Rubicon Technologies | Technology, Global | 1,697 | 5.3x | 15-Aug | 5.80 |
| CHW Acquisition Corporation | PET | Wag Labs | Consumer, US | 354 | 2.8x | 9-Aug | 4.94 |
| DPCM Capital, Inc. | QBTS | D-Wave | Technology, Global | 1,347 | 4.5x | 5-Aug | 9.08 |
| L&F Acquisition Corp. | ZFOX | ZeroFox | Technology, Global | 1,308 | 7.5x | 4-Aug | 8.01 |
| Alpha Capital Acquisition Company | STIX | Semantix | Technology, Global | 713 | 3.1x | 3-Aug | 3.79 |
| Brookline Capital Acquisition Corp. | APGN | Apexigan | Healthcare, US | 287 | 4.9x | 29-Jul | 5.02 |
| Duddell Street Acquisition Corp. | NOTE | FiscalNote | Technology, Global | 1,356 | 7.8x | 29-Jul | 10.78 |
| Waldencast Acquisition Corp. | WALD | Obagi & Milk Makeup | Consumer, Global | 1,240 | 3.6x | 27-Jul | 9.30 |
| CC Neuberger Principal Holdings II | GETY | Getty Images | Media & Entertainment, Global | 4,800 | 5.8x | 22-Jul | 26.93 |

2022 CLOSED DEALS (II)

| SPAC | New Ticker | Target | Focus | EV, \$M | EV/IPO | Deals Closed | Fri Price, \$ |
|--|------------|---------------------|-------------------------------|---------|--------|--------------|---------------|
| ArcLight Clean Transition Corp. II | OPAL | OPAL Fuels | Energy, US | 1,750 | 5.6x | 21-Jul | 9.94 |
| B. Riley Principal 150 Merger Corp. | FAZE | FaZe Clan | Media & Entertainment, Global | 713 | 4.1x | 19-Jul | 16.76 |
| ITHAX Acquisition Corp. | MOND | Mondee | Travel & Hospitality, Global | 838 | 3.5x | 18-Jul | 12.66 |
| Global SPAC Partners Co. | GRRR | Gorilla Technology | Technology, Global | 720 | 4.3x | 13-Jul | 11.71 |
| Social Capital Suvretta Holdings Corp. III | PROK | ProKidney | Healthcare, Global | 1,835 | 7.3x | 11-Jul | 7.42 |
| Agrico Acquisition Corp. | KAL | Kalera | Food, Global | 222 | 1.5x | 28-Jun | 1.82 |
| Gores Guggenheim, Inc. | PSNY | Polestar | Automotive, Global | 20,000 | 25.0x | 23-Jun | 8.38 |
| EJF Acquisition Corp. | PGY | Pagaya Technologies | Financial, Global | 8,500 | 29.6x | 22-Jun | 13.82 |
| Virgin Group Acquisition Corp. II | GROV | Grove Collaborative | Consumer, US | 1,505 | 3.7x | 16-Jun | 4.79 |
| Oaktree Acquisition Corp. II | ALVO | Alvotech | Healthcare, Global | 2,250 | 9.0x | 15-Jun | 8.80 |

2022 CLOSED DEALS (III)

| SPAC | New Ticker | Target | Focus | EV, \$M | EV/IPO | Deals Closed | Fri Price, \$ |
|--------------------------------------|------------|---|------------------------------|---------|--------|--------------|---------------|
| Tuatara Capital Acquisition Corp | SBIG | springbig | Cannabis, US | 300 | 1.5x | 14-Jun | 1.51 |
| Globis Acquisition Corp. | AFRI | Forafric | Food, Global | 300 | 2.6x | 9-Jun | 10.52 |
| Dynamics Special Purpose Corp. | SNTI | Senti Bio | Healthcare, US | 276 | 1.2x | 8-Jun | 1.97 |
| SVF Investment Corp. 3 | SYM | Symbotic | Industrial, Global | 4,752 | 14.9x | 7-Jun | 12.33 |
| Apollo Strategic Growth Capital | GBTG | American Express Global Business Travel | Travel & Hospitality, Global | 4,947 | 6.1x | 27-May | 7.27 |
| Haymaker Acquisition Corp. III | BTMD | BioTE Holdings | Healthcare, US | 667 | 2.1x | 26-May | 3.85 |
| Lionheart Acquisition Corporation II | MSPR | MSP Recovery | Healthcare, US | 32,600 | 141.7x | 23-May | 1.95 |
| OTR Acquisition Corp. | CMRA | Comera Life Sciences | Healthcare, US | 151 | 1.4x | 19-May | 1.82 |
| Artisan Acquisition Corp. | PRE | Prenetics | Healthcare, Global | 1,254 | 3.7x | 17-May | 3.91 |
| Zanite Acquisition Corp. | EVEX | Eve | Automotive, US | 2,394 | 10.3x | 9-May | 6.89 |

2022 CLOSED DEALS (IV)

| SPAC | New Ticker | Target | Focus | EV, \$M | EV/IPO | Deals Closed | Fri Price, \$ |
|-------------------------------------|------------|-----------------------------|--------------------|---------|--------|--------------|---------------|
| Spring Valley Acquisition Corp. | SMR | NuScale Power | Energy, Global | 1,895 | 8.2x | 2-May | 13.80 |
| TradeUP Global Corporation | SAI | SAITECH | Financial, Global | 183 | 4.1x | 29-Apr | 6.20 |
| Archimedes Tech SPAC Partners Co. | SOUN | SoundHound | Technology, Global | 2,067 | 15.5x | 27-Apr | 2.95 |
| Helix Acquisition Corp. | MLTX | MoonLake Immunotherapeutics | Healthcare, Europe | 360 | 3.1x | 5-Apr | 8.39 |
| Poema Global Holdings Corp. | GGR | Gogoro | Automotive, Global | 2,350 | 6.8x | 4-Apr | 4.88 |
| Queen's Gambit Growth Capital | SWVL | Swvl | Technology, EEMEA | 1,130 | 3.3x | 31-Mar | 1.70 |
| FirstMark Horizon Acquisition Corp. | STRY | Starry | Technology, US | 1,656 | 4.0x | 28-Mar | 2.48 |
| Tailwind Two Acquisition Corp. | LLAP | Terran Orbital Corporation | Technology, Global | 1,577 | 4.6x | 25-Mar | 4.05 |
| Motive Capital Corp | FRGE | Forge Global | Financial, Global | 1,609 | 3.9x | 21-Mar | 3.13 |
| Bridgetown 2 Holdings Ltd | PGRU | PropertyGuru | Real Estate, Asia | 1,350 | 4.5x | 17-Mar | 4.75 |

2022 CLOSED DEALS (V)

| SPAC | New Ticker | Target | Focus | EV, \$M | EV/IPO | Deals Closed | Fri Price, \$ |
|---|------------|----------------------------|------------------------------|---------|--------|--------------|---------------|
| Spartan Acquisition Corp. III | ALLG | Allego | Automotive, Europe | 2,650 | 4.8x | 17-Mar | 3.93 |
| Healthcare Capital Corp. | DRTS | Alpha Tau | Healthcare, Global | 660 | 2.4x | 7-Mar | 9.58 |
| Supernova Partners Acquisition Company II, Ltd. | RGTI | Rigetti Computing | Technology, US | 1,152 | 3.3x | 2-Mar | 3.99 |
| Roth CH Acquisition III Co. | QTEK | QualTek | Technology, US | 828 | 7.2x | 14-Feb | 1.97 |
| Thayer Ventures Acquisition Corporation | ISPO | Inspirato | Travel & Hospitality, Global | 1,052 | 6.0x | 11-Feb | 2.96 |
| Novus Capital Corp II | NRGV | Energy Vault | Energy, Global | 1,133 | 3.9x | 11-Feb | 5.46 |
| Growth Capital Acquisition Corp. | CPTN | Cepton | Automotive, Global | 1,566 | 9.1x | 10-Feb | 1.67 |
| SilverBox Engaged Merger Corp I | BRCC | Black Rifle Coffee Company | Food, US | 1,711 | 5.0x | 9-Feb | 10.54 |
| CITIC Capital Acquisition Corp. | QNGY | Quanergy Systems | Automotive, Global | 1,079 | 3.9x | 8-Feb | 0.30 |
| Merida Merger Corp. I | LFLY | Leafly | Cannabis, US | 388 | 3.0x | 4-Feb | 1.82 |

2022 CLOSED DEALS (VI)

| SPAC | New Ticker | Target | Focus | EV, \$M | EV/IPO | Deals Closed | Fri Price, \$ |
|--|------------|------------------------|-------------------------------|---------|--------|--------------|---------------|
| ECP Environmental Growth Opportunities Corp. | FSRD | Fast Radius | Technology, US | 995 | 2.9x | 4-Feb | 0.60 |
| Ivanhoe Capital Acquisition Corp. | SES | SES | Automotive, Global | 2,709 | 9.8x | 3-Feb | 4.53 |
| Vistas Media Acquisition Company Inc. | ANGH | Anghami | Media & Entertainment, EEMEA | 225 | 2.3x | 3-Feb | 2.99 |
| Environmental Impact Acquisition Corp. | GRNA | GreenLight Biosciences | Healthcare, US | 1,230 | 5.9x | 2-Feb | 3.30 |
| Sports Entertainment Acquisition Corp. | SGHC | Super Group | Media & Entertainment, Global | 4,640 | 10.3x | 27-Jan | 4.17 |
| Trebia Acquisition Corp. | SST | System1 | Technology, US | 1,435 | 2.8x | 27-Jan | 10.84 |
| Yellowstone Acquisition Company | SKYH | Sky Harbour | Real Estate, US | 503 | 3.6x | 25-Jan | 4.60 |
| CF Acquisition Corp. V | SATL | Satellogic | Technology, Global | 850 | 3.4x | 25-Jan | 4.60 |
| Power & Digital Infrastructure Acquisition Corp. | CORZ | Core Scientific | Technology, US | 4,300 | 12.5x | 20-Jan | 2.37 |
| Gores Metropoulos II, Inc. | SOND | Sonder | Real Estate, Global | 1,925 | 4.3x | 18-Jan | 1.92 |

2022 CLOSED DEALS (VII)

| SPAC | New Ticker | Target | Focus | EV, \$M | EV/IPO | Deals Closed | Fri Price, \$ |
|---|------------|------------------------|--------------------|---------|--------|--------------|---------------|
| Decarbonization Plus Acquisition Corporation II | DCFC | Tritium | Automotive, Global | 1,444 | 3.6x | 13-Jan | 6.97 |
| Capstar Special Purpose Acquisition Corp. | GLS | Gelesis | Healthcare, Global | 964 | 3.5x | 13-Jan | 1.18 |
| Petra Acquisition, Inc. | REVB | Revelation Biosciences | Healthcare, US | 128 | 1.7x | 10-Jan | 0.42 |
| VPC Impact Acquisition Holdings III | DAVE | Dave | Financial, US | 3,563 | 14.0x | 5-Jan | 0.53 |

SPAC LIQUIDATIONS IN 2022 (I)

| SPAC | Ticker | IPO Size, \$M | IPO Unit | Focus | Sponsor(s) | IPO Date | Liquidation Date |
|--|--------|---------------|----------|-------------------------------|--------------------------------------|-------------|------------------|
| RedBall Acquisition Corp. | RBAC | 575 | S+W/3 | Media & Entertainment, Global | Redbird Capital Partners | 13-Aug-2020 | 17-Aug-2022 |
| GO Acquisition Corp. | GOAC | 575 | S+W/3 | Travel & Hospitality, Global | TOMS Capital | 5-Aug-2020 | 17-Aug-2022 |
| Ribbit LEAP, Ltd. | LEAP | 403 | S+W/5 | Financial, Global | Ribbit Capital | 9-Sep-2020 | 15-Aug-2022 |
| SCVX Corp. | SCVX | 230 | S+W/2 | Technology, Global | Strategic Cyber Ventures, Hudson Bay | 24-Jan-2020 | 11-Aug-2022 |
| Pershing Square Tontine Holdings, Ltd. | PSTH | 4,000 | S+W/3 | General, Global | Pershing Square Capital Management | 22-Jul-2020 | 26-Jul-2022 |
| Global Synergy Acquisition Corp. | GSAQ | 259 | S+W/2 | Technology, Global | Everstone Capital | 8-Jan-2021 | 26-Jul-2022 |
| G3 VRM Acquisition Corp. | GGGV | 106 | S+R | Technology, Global | G2 Capital Advisors, VerifyMe Inc. | 7-Jul-2021 | 6-Jul-2022 |
| Trepont Acquisition Corp I | TACA | 230 | S+W/2 | Technology, Global | 1 st time SPAC team | 2-Dec-2021 | 10-Jun-2022 |
| Cascade Acquisition Corp. | CAS | 230 | S+W/2 | Financial, Global | Waterfall Asset Management | 20-Nov-2020 | 8-Jun-2022 |
| Omnichannel Acquisition Corp. | OCA | 207 | S+W/2 | Consumer, US | 1 st time SPAC team | 20-Nov-2020 | 1-Jun-2022 |

SPAC LIQUIDATIONS IN 2022 (II)

| SPAC | Ticker | IPO Size, \$M | IPO Unit | Focus | Sponsor(s) | IPO Date | Liquidation Date |
|--|--------|------------------|----------|--------------------|--------------------------------|-------------|---------------------|
| Mallard Acquisition Corp. | MACU | 110 | S+W | Industrial, Global | 1 st time SPAC team | 27-Oct-2020 | 29-Apr-2022 |
| CHP Merger | CHPM | 300 | S+W/2 | Healthcare, US | Concord Health Partners | 22-Nov-2019 | 26-Apr-2022 |
| Alberton Acquisition Corporation | ALAC | 115 | S+W+R | General, Global | 1 st time SPAC team | 24-Oct-2018 | 26-Apr-2022 |
| Burgundy Technology Acquisition Corporation | BTAQ | 345 | S+W/2 | Technology, Global | 1 st time SPAC team | 27-Aug-2020 | 1-Mar-2022 |

IPO UNDERWRITERS: LEAGUE TABLE YTD

| Rank by Vol Sold | Underwriters | Bookrunner Volume, \$M ¹ | % Share | Bookrunner Count | % Share |
|------------------|----------------------|-------------------------------------|---------|------------------|---------|
| 1 | Cantor Fitzgerald | 1,549 | 12.5% | 6 | 6.5% |
| 2 | EF Hutton | 1,526 | 12.3% | 17 | 18.5% |
| 3 | Citigroup | 1,123 | 9.0% | 5 | 5.4% |
| 4 | Maxim | 717 | 5.8% | 6 | 6.5% |
| 5 | Goldman Sachs | 638 | 5.1% | 2 | 2.2% |
| 6 | BTIG | 583 | 4.7% | 4 | 4.3% |
| 7 | JP Morgan | 474 | 3.8% | 3 | 3.3% |
| 8 | Deutsche Bank | 472 | 3.8% | 2 | 2.2% |
| 9 | RBC Capital Markets | 460 | 3.7% | 2 | 2.2% |
| 10 | I-Bankers Securities | 403 | 3.2% | 3 | 3.3% |
| 11 | Chardan | 401 | 3.2% | 4 | 4.3% |
| 12 | A.G.P | 391 | 3.2% | 3 | 3.3% |
| 13 | EarlyBirdCapital | 388 | 3.1% | 5 | 5.4% |
| 14 | UBS | 345 | 2.8% | 2 | 2.2% |
| 15 | Oppenheimer | 316 | 2.6% | 1 | 1.1% |
| 16 | BofA Securities | 291 | 2.3% | 3 | 3.3% |
| 17 | Credit Suisse | 259 | 2.1% | 1 | 1.1% |
| 18 | Moelis | 240 | 1.9% | 2 | 2.2% |
| 19 | SVB Securities | 220 | 1.8% | 1 | 1.1% |
| 20 | Nomura | 219 | 1.8% | 1 | 1.1% |

1. Credit for Bookrunner Volume is awarded to the sole bookrunner or split equally among joint bookrunners